



TANO

C A B L E

河南泰诺电缆有限公司

HENAN TANO CABLE CO.,LTD.




600/1000V, XLPE INSULATED to IEC 60502-1



TANO

C A L



Henan Tano Cable Co., Ltd.(Tano Cable for short), is a leading and professional manufacturer of cable and wire with more than 20 years' history and manufacturing experience, located in Zhengzhou city which is the capital of Henan province, China.

Tano Cable aims at providing integral power solution for international customers. We are working together as one company to provide products and technologies for building, maintaining and advancing the power and information infrastructures that connect the world. We mainly have the following products with strong competitiveness: All Aluminum Conductors (AAC), All Aluminum Alloy Conductors (AAAC), Aluminum Conductors Steel Reinforcement (ACSR) , Aerial Bundled Cables (ABC), building wire, welding cable, control cable, instrument cable, rubber cable, PVC insulated power cable, XLPE insulated power cable up to 500KV, customer-tailored cable and cable accessories, conforming to many different Country or international standard, such as IEC, HAR, BS, DIN, ICEA, ASTM, SABS, AS/NZS, JIS and so on.

Tano Cable pays great importance on the quality. We have strong teams and equipments for both production and inspection. Moreover, we have been awarded many certificates of ISO, CE, SONCAP, others from China and abroad. We keep improving our quality management system to meet the client's final satisfaction.

C A B L E

Tano Cable has provided services to the global clients who working in all areas of the energy, construction, industrial, specialty and communications market, and obtained the client's trust and compliment.

Welcome your any inquiry! Welcome your any visit! Welcome your any contact! We will take our biggest sincerity to be your long-term friend and partner.





600/1000V, XLPE Insulated Cable to IEC 60502-1 Standard

APPLICATION

These cables are used for electricity supply in low voltage installation system, They are suitable for installation in indoors and outdoors, in cable ducts, underground, in power and switching stations, local energy distributions, industrial plants, where there is no risk of mechanical damage.

STANDARD

IEC 60502 -1

CONSTRUCTION

Conductors: The conductors shall be either of Class 1 or Class 2 of plain or metal-coated annealed copper or of plain aluminum or aluminum alloy, or of Class 5 of plain or metal-coated copper in accordance with IEC 60228.

Insulation: XLPE material and thickness shall be as per IEC 60502-1, rated for 90°C continuous operation.

Color Code

Color Code (1) :

- 1 Core : Red or Black
- 2 Cores : Red, Black
- 3 Cores : Red, Yellow, Blue
- 4 Cores : Red, Yellow, Blue, Black
- 5 Cores : Red, Yellow, Blue, Black, Green
- Above 5 Cores: Black Cores with White numerals

Color Code (2) :

- 1 Core : Brown or Blue
- 2 Cores : Brown, Blue
- 3 Cores : Brown, Black, Grey
- 4 Cores : Blue, Brown, Black, Grey

5 Cores : Green/Yellow, Blue, Brown, Black, Grey

Above 5 Cores: Black Cores with White numerals

Other colors can be manufactured upon request.

Assembly/ Inner Covering: The inner coverings may be extruded or lapped. For cables with circular cores, except cables with more than five cores, a lapped inner covering shall be permitted only if the interstices between the cores are substantially filled. A suitable binder is permitted before application of an extruded inner covering. The materials used for inner coverings and fillers shall be suitable for the operating temperature of the cable and compatible with the insulating material. For halogen free cables, the inner covering and fillers shall also be halogen free compound.

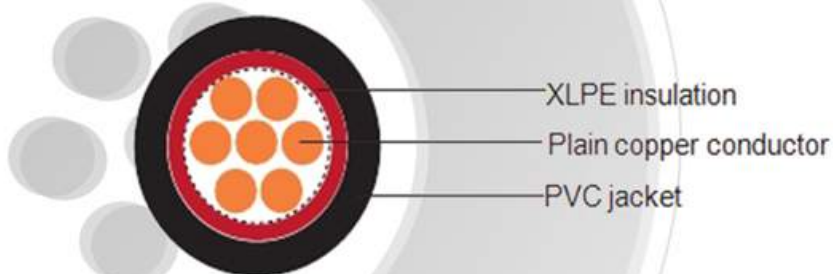
Armor: Aluminum/galvanized steel/steel wires applied helically over the Inner Covering as per IEC 60502-1, or double aluminum/steel tapes and copper/tinned copper wire can also be manufactured upon request.

Outer Sheath: Outer sheath shall be of extruded PVC Type ST1/ST2 as per IEC 60502-1, Polyethylene type ST3/ST7, Halogen free compound ST8, Polychloroprene, chlorosulfonated polyethylene or similar polymers, type SE1 are also available on request.

Fire Performance of Cable Sheaths: Cables can be supplied with special flame retardant PVC outer sheath to comply with the flame test requirements of IEC 60332-3-22, IEC 60332-3-23 and IEC 60332-3-24, Halogen Free material comply to IEC60754-1/2 and IEC 60684-2.


CONSTRUCTION PARAMETERS

Single core(unarmoured)



Nominal Cross Section	Diameter of Conductor (Approx.)	Nominal Insulation Thickness	Nominal Sheath Thickness	Overall Diameter (Approx.)
mm ²	mm	mm	mm	mm
1x1.5	1.4	0.7	1.4	5.6
1x2.5	1.8	0.7	1.4	6
1x4	2.3	0.7	1.4	6.5
1x6	2.8	0.7	1.4	7
1x10	3.6	0.7	1.4	7.8
1x16	4.5	0.7	1.4	8.7
1x25	5.6	0.9	1.4	10.2
1x35	6.7	0.9	1.4	11.3
1x50	8	1	1.4	12.8
1x70	9.4	1.1	1.4	14.4
1x95	11	1.1	1.5	16.1
1x120	12.4	1.2	1.5	17.8
1x150	13.8	1.4	1.6	19.8
1x185	15.3	1.6	1.6	21.8
1x240	17.5	1.7	1.7	24.4
1x300	19.5	1.8	1.8	26.7
1x400	22.6	2	1.9	30.5
1x500	25.2	2.2	2	33.7
1x630	28.3	2.4	2.2	37.4
1x800	31.9	2.6	2.3	41.7
1x1000	35.7	2.8	2.4	46.2

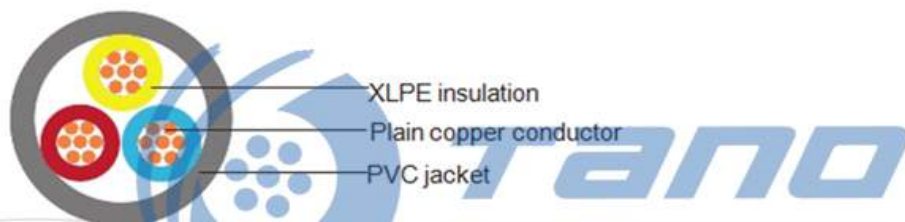
Two cores(unarmoured)



Nominal Cross Section	Diameter of Conductor (Approx.)	Nominal Insulation Thickness	Nominal Sheath Thickness	Overall Diameter (Approx.)
mm ²	mm	mm	mm	mm
2x1.5	1.4	0.7	1.8	9.2
2x2.5	1.8	0.7	1.8	10
2x4	2.3	0.7	1.8	11
2x6	2.8	0.7	1.8	12

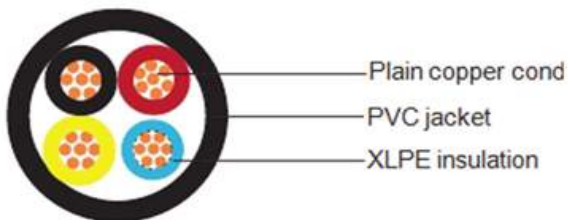
2x10	3.6	0.7	1.8	13.6
2x16	4.5	0.7	1.8	15.4
2x25	5.6	0.9	1.8	18.4
2x35	6.7	0.9	1.8	20.6
2x50	8	1	1.8	23.6
2x70	9.4	1.1	1.8	26.8
2x95	11	1.1	1.9	30.2
2x120	12.4	1.2	2	33.7
2x150	13.8	1.4	2.2	37.5
2x185	15.3	1.6	2.3	41.6
2x240	17.5	1.7	2.5	46.7
2x300	19.5	1.8	2.6	51.4
2x400	22.6	2	2.9	58.9

Three cores(unarmoured)



Nominal Cross Section	Diameter of Conductor (Approx.)	Nominal Insulation Thickness	Nominal Sheath Thickness	Overall Diameter (Approx.)
mm ²	mm	mm	mm	mm
3x1.5	1.4	0.7	1.8	9.6
3x2.5	1.8	0.7	1.8	10.5
3x4	2.3	0.7	1.8	11.6
3x6	2.8	0.7	1.8	12.6
3x10	3.6	0.7	1.8	14.4
3x16	4.5	0.7	1.8	16.3
3x25	5.6	0.9	1.8	19.5
3x35	6.7	0.9	1.8	21.9
3x50	8	1	1.8	25.1
3x70	9.4	1.1	1.9	28.7
3x95	11	1.1	2	32.4
3x120	12.4	1.2	2.1	36.1
3x150	13.8	1.4	2.3	40.3
3x185	15.3	1.6	2.4	44.6
3x240	17.5	1.7	2.6	50.2
3x300	19.5	1.8	2.7	55.2
3x400	22.6	2	3	63.3

Three cores+1(unarmoured)



Nominal Cross Section	Diameter of Conductor (Approx.)		Nominal Insulation Thickness		Nominal Sheath Thickness	Overall Diameter (Approx.)
	mm ²	(3)mm	(1)mm	(3)mm	(1)mm	mm
3x 16/10	4.5	3.6	0.7	0.7	1.8	17.5
3x 25/16	5.6	4.5	0.9	0.7	1.8	21.2
3x 35/16	6.7	4.5	0.9	0.7	1.8	23.8
3x 50/25	8	5.6	1	0.9	1.8	27.5
3x 70/35	9.4	6.7	1.1	0.9	2	31.7
3x 95/50	11	8	1.1	1	2.1	35.8
3x120/70	12.4	9.4	1.2	1.1	2.3	39.9
3x150/70	13.8	9.4	1.4	1.1	2.4	44.6
3x185/95	15.3	11	1.6	1.1	2.6	49.5
3x240/120	17.5	12.4	1.7	1.2	2.8	55.7
3x300/150	19.5	13.8	1.8	1.4	3	61.4
3x400/185	22.6	15.3	2	1.6	3.2	70.4

Four cores(unarmoured)



Nominal Cross Section	Diameter of Conductor (Approx.)	Nominal Insulation Thickness	Nominal Sheath Thickness	Overall Diameter (Approx.)
mm ²	mm	mm	mm	mm
4x1.5	1.4	0.7	1.8	10.4
4x2.5	1.8	0.7	1.8	11.3

4x4	2.3	0.7	1.8	12.5
4x6	2.8	0.7	1.8	13.7
4x10	3.6	0.7	1.8	15.7
4x16	4.5	0.7	1.8	17.8
4x25	5.6	0.9	1.8	21.5
4x35	6.7	0.9	1.8	24.1
4x50	8	1	1.8	27.8
4x70	9.4	1.1	2	32
4x95	11	1.1	2.1	36.1
4x120	12.4	1.2	2.3	40.2
4x150	13.8	1.4	2.4	44.9
4x185	15.3	1.6	2.6	49.8
4x240	17.5	1.7	2.8	56
4x300	19.5	1.8	3	61.7
4x400	22.6	2	3.2	70.7

Multi-cores(unarmoured)



Plain copper conductor

XLPE insulation

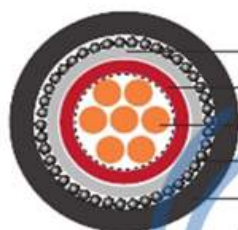
PVC jacket

TANO
C A B L E

Nominal Cross Section	Diameter of Conductor (Approx.)	Nominal Insulation Thickness	Nominal Sheath Thickness	Overall Diameter (Approx.)
mm ²	mm	mm	mm	mm
5x1.5	1.4	0.7	1.8	11.2
7x1.5	1.4	0.7	1.8	12
10x1.5	1.4	0.7	1.8	14.8
12x1.5	1.4	0.7	1.8	15.2
14x1.5	1.4	0.7	1.8	16
19x1.5	1.4	0.7	1.8	17.6
21x1.5	1.4	0.7	1.8	18.4
24x1.5	1.4	0.7	1.8	20.4
30x1.5	1.4	0.7	1.8	21.6
40x1.5	1.4	0.7	1.8	26
48x1.5	1.4	0.7	1.8	26.4
61x1.5	1.4	0.7	1.9	29
5x2.5	1.8	0.7	1.8	12.2

7x2.5	1.8	0.7	1.8	13.2
10x2.5	1.8	0.7	1.8	16.4
12x2.5	1.8	0.7	1.8	16.9
14x2.5	1.8	0.7	1.8	17.7
19x2.5	1.8	0.7	1.8	19.6
21x2.5	1.8	0.7	1.8	20.6
24x2.5	1.8	0.7	1.8	22.8
30x2.5	1.8	0.7	1.8	24.1
40x2.5	1.8	0.7	1.9	29.4
48x2.5	1.8	0.7	1.9	29.9
61x2.5	1.8	0.7	2	32.8

Single core(aluminum wire armoured)

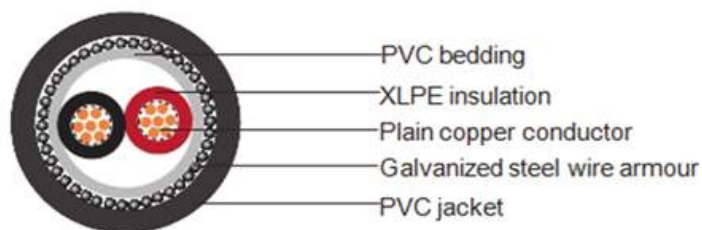


- PVC bedding
- XLPE insulation
- Plain copper conductor
- Aluminum wire armour
- PVC jacket



Nominal Cross Section	Diameter of Conductor (Approx.)	Nominal Insulation Thickness	Nominal Inner Covering Thickness	Nominal Alum Wire dia.	Nominal Sheath Thickness	Overall Diameter (Approx.)
mm ²	mm	mm	mm	mm	mm	mm
1x4	2.3	0.7	1	0.8	1.8	10.9
1x6	2.8	0.7	1	0.8	1.8	11.4
1x10	3.6	0.7	1	0.8	1.8	12.2
1x16	4.5	0.7	1	0.8	1.8	13.1
1x25	5.6	0.9	1	0.8	1.8	14.6
1x35	6.7	0.9	1	1.25	1.8	16.6
1x50	8	1	1	1.25	1.8	18.1
1x70	9.4	1.1	1	1.25	1.8	19.7
1x95	11	1.1	1	1.6	1.8	22
1x120	12.4	1.2	1	1.6	1.8	23.6
1x150	13.8	1.4	1	1.6	1.8	25.4
1x185	15.3	1.6	1	1.6	1.8	27.4
1x240	17.5	1.7	1	1.6	1.9	29.9
1x300	19.5	1.8	1	2	2	33.1
1x400	22.6	2	1.2	2	2.2	37.3
1x500	25.2	2.2	1.2	2	2.3	40.5

Two cores(Galvanized steel wire armoured)



Nominal Cross Section	Diameter of Conductor (Approx.)	Nominal Insulation Thickness	Nominal Inner Covering Thickness	Nominal Steel Wire dia.	Nominal Sheath Thickness	Overall Diameter (Approx.)
mm ²	mm	mm	mm	mm	mm	mm
2x1.5	1.4	0.7	1	0.8	1.8	12.8
2x2.5	1.8	0.7	1	0.8	1.8	13.6
2x4	2.3	0.7	1	0.8	1.8	14.6
2x6	2.8	0.7	1	1.25	1.8	16.5
2x10	3.6	0.7	1	1.25	1.8	18.1
2x16	4.5	0.7	1	1.25	1.8	19.9
2x25	5.6	0.9	1	1.6	1.8	23.6
2x35	6.7	0.9	1	1.6	1.8	25.8
2x50	8	1	1	1.6	1.9	29
2x70	9.4	1.1	1	2	2	33.2
2x95	11	1.1	1.2	2	2.1	37.1
2x120	12.4	1.2	1.2	2	2.3	40.5
2x150	13.8	1.4	1.2	2.5	2.4	45.4
2x185	15.3	1.6	1.4	2.5	2.6	49.9
2x240	17.5	1.7	1.4	2.5	2.7	55.1
2x300	19.5	1.8	1.6	2.5	2.9	60.2
2x400	22.6	2	1.6	2.5	3.1	67.7

Three cores(Galvanized steel wire armoured)



Nominal Cross Section	Diameter of Conductor (Approx.)	Nominal Insulation thickness	Nominal Inner Covering thickness	Nominal Steel Wire dia.	Nominal Sheath thickness	Overall Diameter (Approx.)
mm ²	mm	mm	mm	mm	mm	mm
3x1.5	1.4	0.7	1	0.8	1.8	13.2
3x2.5	1.8	0.7	1	0.8	1.8	14.1
3x4	2.3	0.7	1	0.8	1.8	15.2
3x6	2.8	0.7	1	1.25	1.8	17.1
3x10	3.6	0.7	1	1.25	1.8	18.9
3x16	4.5	0.7	1	1.25	1.8	20.8
3x25	5.6	0.9	1	1.6	1.8	24.7
3x35	6.7	0.9	1	1.6	1.8	27.2
3x50	8	1	1	1.6	1.9	30.6
3x70	9.4	1.1	1	2	2.1	35.2
3x95	11	1.1	1.2	2	2.2	39.3
3x120	12.4	1.2	1.2	2	2.3	43
3x150	13.8	1.4	1.4	2.5	2.5	48.6
3x185	15.3	1.6	1.4	2.5	2.7	53
3x240	17.5	1.7	1.4	2.5	2.8	58.5
3x300	19.5	1.8	1.6	2.5	3	64
3x400	22.6	2	1.6	3.15	3.3	73.5

Three cores+1(Galvanized steel wire armored)

C A B L E

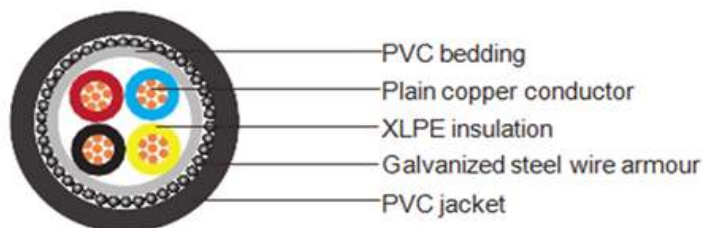


- PVC bedding
- XLPE insulation
- Plain copper conductor
- Galvanized steel wire arm
- PVC jacket

Nominal Cross Section	Diameter of Conductor (Approx.)		Nominal Insulation thickness		Nominal Inner Covering thickness	Nominal Steel Wire dia.	Nominal Sheath thickness	Overall Diameter (Approx.)
	(3) mm	(1) mm	(3) mm	(1) mm				
3x 16/10	4.5	3.6	0.7	0.7	1	1.6	1.8	22.7
3x 25/16	5.6	4.5	0.9	0.7	1	1.6	1.8	26.5
3x 35/16	6.7	4.5	0.9	0.7	1	1.6	1.9	29
3x 50/25	8	5.6	1	0.9	1	1.6	2.1	33
3x 70/35	9.4	6.7	1.1	0.9	1.2	2	2.2	38
3x 95/50	11	8	1.1	1	1.2	2	2.3	42.4

3x120/70	12.4	9.4	1.2	1.1	1.2	2	2.5	48
3x150/70	13.8	9.4	1.4	1.1	1.4	2.5	2.7	52
3x185/95	15.3	11	1.6	1.1	1.4	2.5	2.8	57.2
3x240/120	17.5	12.4	1.7	1.2	1.6	2.5	3.1	64
3x300/150	19.5	13.8	1.8	1.4	1.6	2.5	3.2	69.8
3x400/185	22.6	15.3	2	1.6	1.6	3.15	3.6	78.6

Four cores(Galvanized steel wire armoured)



Nominal Cross Section	Diameter of Conductor (Approx.)	Nominal Insulation thickness	Nominal Inner Covering thickness	Nominal Steel Wire dia.	Nominal Sheath thickness	Overall Diameter (Approx.)
mm ²	mm	mm	mm	mm	mm	mm
4x1.5	1.4	0.7	1	0.8	1.8	14
4x2.5	1.8	0.7	1	0.8	1.8	14.9
4x4	2.3	0.7	1	1.25	1.8	17
4x6	2.8	0.7	1	1.25	1.8	18.2
4x10	3.6	0.7	1	1.25	1.8	20.2
4x16	4.5	0.7	1	1.6	1.8	23
4x25	5.6	0.9	1	1.6	1.8	26.7
4x35	6.7	0.9	1	1.6	1.9	29.5
4x50	8	1	1	2	2.1	34.2
4x70	9.4	1.1	1.2	2	2.2	38.8
4x95	11	1.1	1.2	2	2.3	42.9
4x120	12.4	1.2	1.4	2.5	2.5	48.6
4x150	13.8	1.4	1.4	2.5	2.7	53.2
4x185	15.3	1.6	1.4	2.5	2.8	58.1
4x240	17.5	1.7	1.6	2.5	3.1	64.8
4x300	19.5	1.8	1.6	2.5	3.2	70.4
4x400	22.6	2	1.8	3.15	3.6	81.3



河南泰诺电缆有限公司
HENAN TANO CABLE CO.,LTD.

Website: <http://www.tanocable.com/>

Tel.: 0086-371-60306197

Fax: 0086-371-60306197

Email: info@tanocable.com

Address: Zhengzhou City, Henan
Province, China.

Zip: 450000