



TANO

C A B L E

河南泰诺电缆有限公司

HENAN TANO CABLE CO.,LTD.




BUILDING WIRE to DIN STANDARD



TANO

C A B L E



Henan Tano Cable Co., Ltd.(Tano Cable for short), is a leading and professional manufacturer of cable and wire with more than 20 years' history and manufacturing experience, located in Zhengzhou city which is the capital of Henan province, China.

Tano Cable aims at providing integral power solution for international customers. We are working together as one company to provide products and technologies for building, maintaining and advancing the power and information infrastructures that connect the world. We mainly have the following products with strong competitiveness: All Aluminum Conductors (AAC), All Aluminum Alloy Conductors (AAAC), Aluminum Conductors Steel Reinforcement (ACSR) , Aerial Bundled Cables (ABC), building wire, welding cable, control cable, instrument cable, rubber cable, PVC insulated power cable, XLPE insulated power cable up to 500KV, customer-tailored cable and cable accessories, conforming to many different Country or international standard, such as IEC, HAR, BS, DIN, ICEA, ASTM, SABS, AS/NZS, JIS and so on.

Tano Cable pays great importance on the quality. We have strong teams and equipments for both production and inspection. Moreover, we have been awarded many certificates of ISO, CE, SONCAP, others from China and abroad. We keep improving our quality management system to meet the client's final satisfaction.

Tano Cable has provided services to the global clients who working in all areas of the energy, construction, industrial, specialty and communications market, and obtained the client's trust and compliment.

Welcome your any inquiry! Welcome your any visit! Welcome your any contact! We will take our biggest sincerity to be your long-term friend and partner.





Table of Contents

H03VV-F/ H03VVH2-F.....	5
H05V-K.....	7
H05V-R/H07V-R.....	8
H05V-U / H07V-U.....	10
H07V-K.....	12



TANO
C A B L E



Building Wire H03VV-F/ H03VVH2-F to DIN Standard

APPLICATION


These cable types are especially suited for use on small appliances with low mechanical stress and for connection for light household appliances, e.g. kitchen utensils, desk lamps, floor lamps, vacuum cleaners, office machines, radios, etc. As far as these cables are admitted to the relevant specifications of the equipment, They are not permitted for use with cooking or heating apparatus. Cables with cross section 0.75 mm² are not suitable for outdoor use or use of industrial or farmer machineries. Max operating voltage in single or three phase system is U_o/U 330/330 volts. In a direct current system max operating voltage is U_o/U 495/495 volts.

STANDARD

<HAR>BS6500, CENELEC HD21.5, VDE 0281, CEI 20-20/5, CEI 20-35 (EN60332-1), CEI 20-52, CE low voltage directive 73/23/EEC & 93/68/EEC.ROHS compliant



CONSTRUCTION



H03VV-F



H03VVH2-F

- Bare copper fine wire conductor
- Stranded to DIN VDE 0295 cl. 5, BS 6360 cl. 5, IEC 60228 cl. 5 and HD 383
- PVC core insulation T12 to VDE-0281 Part 1
- Color coded to VDE-0293-308
- Green-yellow grounding (3 conductors and above)
- PVC outer jacket TM2

TECHNICAL CHARACTERISTICS

Working voltage: 300/300 volts

Test voltage: 2000 volts

Flexing bending radius: 7.5 x Ø

Static bending radius: 4 x Ø

Flexing temperature: -5° C to +70° C

Static temperature: -40° C to +70° C

Short circuit temperature: +160° C

Flame retardant: IEC 60332.1

Insulation resistance: 20 MΩ x km



CONSTRUCTION PARAMETER

AWG	No. of Cores x Nominal Cross Sectional Area	Nominal Thickness of Insulation	Nominal Thickness of Sheath	Nominal Overall Diameter	Nominal Copper Weight	Nominal Weight
	No.xmm ²	mm	mm	mm	kg/km	kg/km
H03VV-F						
20(16/32)	2 x 0.50	0.5	0.6	5	9.6	38
20(16/32)	3 x 0.50	0.5	0.6	5.4	14.4	45
20(16/32)	4 x 0.50	0.5	0.6	5.8	19.2	55
18(24/32)	2 x 0.75	0.5	0.6	5.5	14.4	46
18(24/32)	3 x 0.75	0.5	0.6	6	21.6	59
18(24/32)	4 x 0.75	0.5	0.6	6.5	28.8	72
18(24/32)	5 x 0.75	0.5	0.6	7.1	36	87

H03VVH2-F						
20(16/32)	2 x 0.50	0.5	0.6	3.2 x 5.2	9.7	32
18(24/32)	2 x 0.75	0.5	0.6	3.4 x 5.6	14.4	35

Building Wire H05V-K to DIN Standard

APPLICATION

These insulated wires are determined for installation to the inside of apparatus as well as for the protective laying to the lightings, in dry rooms, in production facilities, switch and distributors boards, in tubes, under and surface mounting of plasters.

STANDARD

<HAR> HD 21.3 S3, VDE-0281 Part-3, CEI 20-20, CEI20-52,
CE Low Voltage Directive 73/23/EEC and 93/68/EEC, ROHS compliant



CONSTRUCTION



Bare copper conductor
PVC insulation

H05V-K

- Fine bare copper strands
- Strands to VDE-0295 Class-5, IEC 60228 Class-5
- Special PVC T11 core insulation
- Cores to VDE-0293 colors on chart

TECHNICAL CHARACTERISTICS

Working voltage: 300/500v

Test voltage: 2000 volts

Flexing bending radius: 12.5 x Ø

Static bending radius: 12.5 x Ø

Flexing temperature: -5° C to +70° C

Static temperature: -30° C to +80° C

Flame retardant: IEC 60332.1

Insulation resistance: 10 MΩ x km

CONSTRUCTION PARAMETER

AWG	No. of Cores x Nominal Cross Sectional Area	Nominal Thickness of Insulation	Nominal Overall Diameter	Nominal Copper Weight	Nominal Weight
	No. xmm ²	mm	mm	kg/km	kg/km
20(16/32)	1 x 0.5	0.6	2.1	4.9	10
18(24/32)	1 x 0.75	0.6	2.4	7.2	13
17(32/32)	1x1	0.6	2.6	9.6	15

Building Wire H05V-R/H07V-R to DIN Standard

APPLICATION

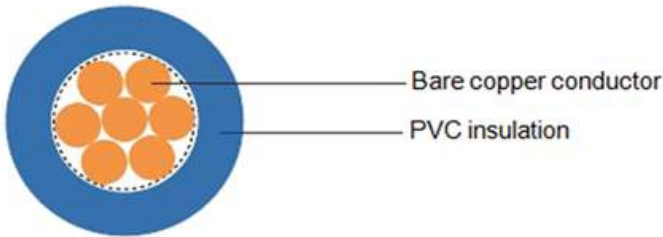
These cables are preferably for installation indoors, in cable ducts and in industrial plants or switching stations, underground installation. Can be used in switchboards and distributor boards or where a thicker strand of multi-wire is required. Found in electronic and electrical equipment and switchgear cabinets designed for export to a European country and for MRO replacement of European made equipment wire.

STANDARD

<HAR> HD 21.3 S3, BS 6004, VDE-0281 Part-3, CEI 20-20/3 , CEI 20-35 (EN60332-1)

CEI 20-52, CE Low Voltage Directive 73/23/EEC and 93/68/EEC, ROHS compliant

CONSTRUCTION



H05V-R

- Bare copper solid/strands conductor
- Strands to VDE-0295 Class-2, IEC 60228 Cl-2
- Special PVC T11 core insulation
- Cores to VDE-0293 colors on chart



TECHNICAL CHARACTERISTICS

Working voltage: 300/500 volts(H05V-R), 450/750 volts(H07V-R)

Test voltage: 2000 volts(H05V-R), 2500 volts(H07V-R)

Flexing bending radius: 15 x Ø

Static bending radius: 15 x Ø

Flexing temperature: -5° C to +70° C

Static temperature: -30° C to +80° C

Short circuit temperature: +160° C

Flame retardant: IEC 60332.1

Insulation resistance: 10 MΩ x km

CONSTRUCTION PARAMETER

AWG	No. of Cores x Nominal Cross Sectional Area	Nominal Thickness of Insulation	Nominal Overall Diameter	Nominal Copper Weight	Nominal Weight
	No. xmm ²	mm	mm	kg/km	kg/km
H05V-R					
20(7/29)	1 x 0.5	0.6	2.2	4.8	9
18(7/27)	1 x 0.75	0.6	2.4	7.2	12
17(7/26)	1x1	0.6	2.6	9.6	15
H07V-R					
16(7/24)	1 x 1.5	0.7	3	14.4	23
14(7/22)	1 x 2.5	0.8	3.6	24	35
12(7/20)	1x4	0.8	4.2	39	51
10(7/18)	1x6	0.8	4.7	58	71
8(7/16)	1 x 10	1	6.1	96	120
6(7/14)	1 x 16	1	7.2	154	170
4(7/12)	1 x 25	1.2	8.4	240	260
2(7/10)	1 x 35	1.2	9.5	336	350
1(19/13)	1 x 50	1.4	11.3	480	480
2/0(19/11)	1 x 70	1.4	12.6	672	680
3/0(19/10)	1 x 95	1.6	14.7	912	930
4/0(37/12)	1 x 120	1.6	16.2	1152	1160
300MCM(37/11)	1 x 150	1.8	18.1	1440	1430
350MCM(37/10)	1 x 185	2.0	20.2	1776	1780
500MCM(61/11)	1 x 240	2.2	22.9	2304	2360
	1 x 300	2.4	24.5		2940
	1 x 400	2.6	27.5		3740

Building Wire H05V-U / H07V-U to DIN Standard

APPLICATION

H05 V-U/(H)05 V-U

These insulated wires are determined for the installation to the inside of apparatus as well as for the protective laying to the lightings, in dry rooms, in production facilities, switch and distributor boards, in tubes, under and surface mounting of plasters.

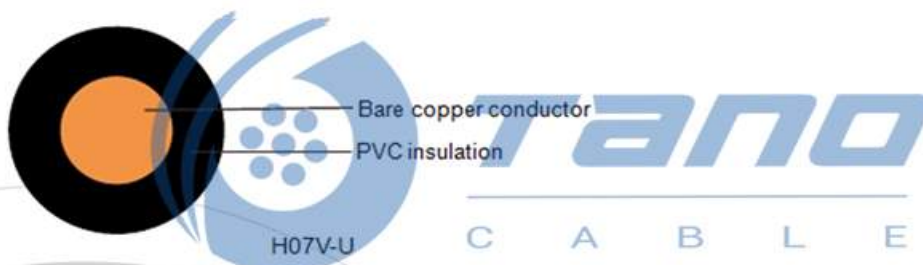
H07 V-U/(H)07 V-U

These insulated wires are suitable for laying tubes, under and surface mounting of plasters and also in closed installation conduits. These are not allowed to install for direct laying in cable trays, channels or tanks. These types are permitted for the inner wiring of equipment, distributor and switchboards and also for protective laying to the lightings with a nominal voltage up to 1000 V alternating current or up to 750 V direct current against ground.

STANDARD

<HAR> HD 21.3 S3, VDE-0281 Part-3, CEI20-20/3, CE Low Voltage Directive 73/23/EEC and 93/68/EEC, ROHS compliant.

CONSTRUCTION



- Solid bare copper single wire
- Solid to DIN VDE 0295 cl-1 and IEC 60228 cl-1
- Special PVC TI1 core insulation
- Cores to VDE-0293 colors on chart
- H05V-U (20, 18 & 17 AWG)
- H07V-U (16 AWG and Larger)

TECHNICAL CHARACTERISTICS

Working voltage: 300/500v (H05V-U)

Working voltage: 450/750v (H07V-U)

Test voltage: 2000V(H05V-U)/2500V (H07V-U)

Flexing bending radius: 15 x Ø

Static bending radius: 15 x Ø

Flexing temperature: -5° C to +70° C

Static temperature: -30° C to +90° C

Short circuit temperature: +160° C

Flame retardant: IEC 60332.1

Insulation resistance: 10 MΩ x km

CONSTRUCTION PARAMETER

AWG	No. of Cores x Nominal Cross Sectional Area	Nominal Thickness of Insulation	Nominal Overall Diameter	Nominal Copper Weight	Nominal Weight
	No. x mm ²	mm	mm	kg/km	kg/km
20	1 x 0.5	0.6	2.1	4.8	9
18	1 x 0.75	0.6	2.2	7.2	11
17	1x1	0.6	2.4	9.6	14
16	1 x 1.5	0.7	2.9	14.4	21
14	1 x 2.5	0.8	3.5	24	33
12	1x4	0.8	3.9	38	49
10	1x6	0.8	4.5	58	69
8	1 x 10	1	5.7	96	115

Building Wire H07V-K to DIN Standard

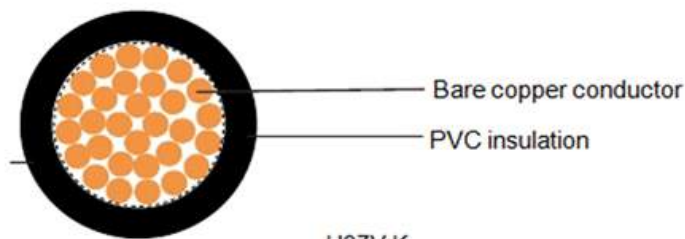
APPLICATION

These are not suitable to be installed for laying in tubes, under and surface mounting of plaster and also in closed installation conduits. These are not allowed to install for direct laying on cable trays, channel or tanks. These types are permitted for the inner wiring of equipment, distributor and switchboards and also for protective laying to the lightings with a nominal voltage up to 1000 V alternating current or up to 750 V direct current against earth.

STANDARD

<HAR> HD 21.3 S3, VDE-0281 Part-3, CEI 20-20, CEI20-52, CE Low Voltage Directive 73/23/EEC and 93/68/EEC, ROHS compliant.

CONSTRUCTION



- Fine bare copper strands
- Strands to VDE-0295 Class-5, IEC 60228 Class-5
- Special PVC TI1 core insulation
- Cores to VDE-0293 colors on chart



TECHNICAL CHARACTERISTICS

Working voltage: 450/750V

Test voltage: 2500 volts

Flexing bending radius: 12.5 x Ø

Static bending radius: 12.5 x Ø

Flexing temperature: -5° C to +70° C

Static temperature: -30° C to +80° C


Short circuit temperature: +160° C

Flame retardant: IEC 60332.1

Insulation resistance: 10 MΩ x km

CONSTRUCTION PARAMETER

AWG	No. of Cores x Nominal Cross Sectional Area	Nominal Thickness of Insulation	Nominal Overall Diameter	Nominal Copper Weight	Nominal Weight
	No. xmm ²	mm	mm	kg/km	kg/km
16(30/30)	1 x 1.5	0,7	3.1	14.4	20
14(50/30)	1 x 2.5	0,8	3.6	24	31
12(56/28)	1x4	0,8	4.3	38	48
10(84/28)	1x6	0,8	4.9	58	69
8(80/26)	1 x 10	1,0	6.4	96	121
6(128/26)	1 x 16	1,0	8.1	154	211
4(200/26)	1 x 25	1,2	9.8	240	303
2 (280/26)	1 x 35	1,2	11.1	336	417
1 (400/26)	1 x 50	1,4	13.1	480	539
2/0 (356/24)	1 x 70	1,4	15.5	672	730
3/0 (485/24)	1 x 95	1,6	17.2	912	900
4/0 (614/24)	1 x 120	1,6	19.7	1152	1135
300 MCM (765/24)	1 x 150	1,8	21.3	1440	1410
350 MCM (944/24)	1 x 185	2,0	23.4	1776	1845
500MCM(1225/24)	1 x 240	2,2	27.1	2304	2270



TANO
C A B L E





河南泰诺电缆有限公司
HENAN TANO CABLE CO.,LTD.

Website: <http://www.tanocable.com/>

Tel.: 0086-371-60306197

Fax: 0086-371-60306197

Email: info@tanocable.com

Address: Zhengzhou City, Henan
Province, China.

Zip: 450000